

## Using WV Deli to Check Out Electronic Library Books

Since the physical libraries are mostly closed, I wanted to remind y'all that you can still borrow ebooks, and these digital books can be read on your computer, phone, tablet or eReader.

Morgantown Public Library: <http://www.mympls.org/download-it>

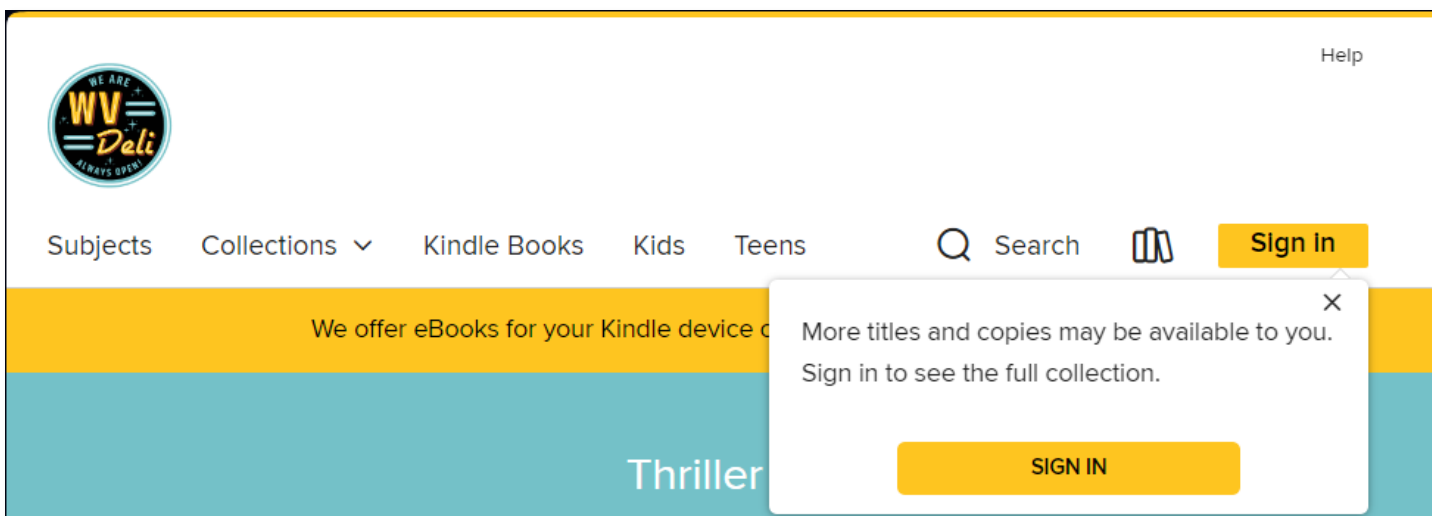
South Charleston Public Library: <https://scplwv.org/>

Kanawha County Public Library: <http://kanawhalibrary.org/collection/downloadables>

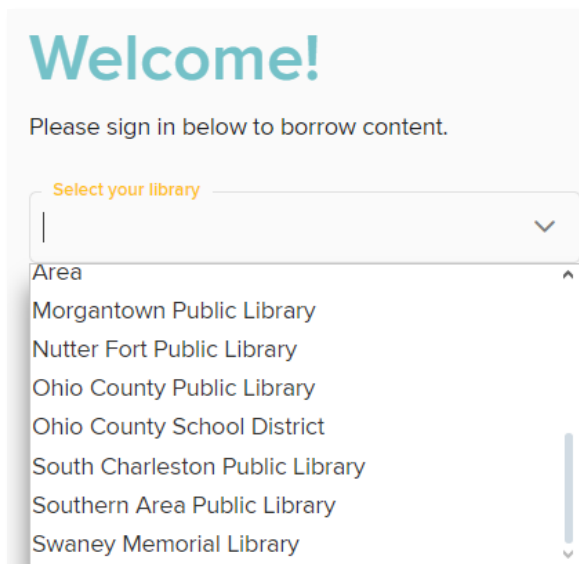
To access your local library online, you'll need your library card, which has your library card number on it. And you'll probably need a magnifying glass to read that number.

## Logging into WV Deli

1. Go to <https://wvdeli.overdrive.com>.



2. In the top right corner, click **Sign In**.
3. The Welcome window appears. From the drop down menu select your library.



4. After selecting your library, enter your **Card Number**. On my library card, that number is on the back, towards the bottom of the card.
5. After you have entered your number, click
6. **Sign In**.
7. You are now able to browse and borrow ebooks and audio books.

**Welcome!**

Please sign in below to borrow content.

Select your library

Morgantown Public Library

Card Number

Sign in

## Finding Books

Once you have logged in, you can search for eBooks and audio books.

1. Towards the top of the window, click **Search**.

Subjects Collections ▾ Kindle Books Kids Teens

Search Search 🔔 📖 My account ▾

Robert Pa

Robert Parker	AUTHOR
Robert Patrick Merges	AUTHOR
Robert Papp	AUTHOR
S Robert Parsons	AUTHOR
Robert Paul Weston	AUTHOR
Robert Palmer	AUTHOR
Robert Pagliarini	AUTHOR
Robert Pattinson	TITLE

2. In the search box, start to type the name of the book or author.
3. A list appears as you type. You can click on an item from the list or click the magnifying glass icon.

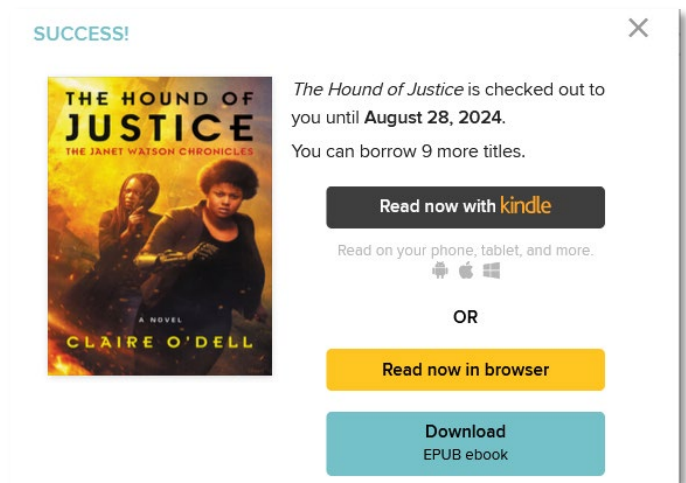
4. A list of books matching your criteria are displayed.

The screenshot shows a library search results page for the author "Robert Parker". At the top, there are navigation icons for Search, a notification bell, a bookshelf icon, and "My account". Below the search bar, it says "Showing 1-24 of 164 results for 'Robert Parker'". There are two icons for view options: a grid and a list. A dropdown menu is set to "Sorted by relevance". Below that is a "Filters" dropdown. The main content area displays four book covers in a row. Each cover has a status label at the top: "AVAILABLE" (yellow background) or "WAIT LIST" (white background). Below each cover is the book title, author, and performer. At the bottom of each card, there is a "BORROW" link (yellow) or "PLACE A HOLD" link (white), along with a bookmark icon. The books shown are: "Death in Paradise" (AVAILABLE, AUDIOBOOK, BORROW), "Stone Cold" (WAIT LIST, AUDIOBOOK, PLACE A HOLD), "Thin Air" (AVAILABLE, AUDIOBOOK, BORROW), and "Small Vices" (AVAILABLE, AUDIOBOOK, BORROW).

5. Underneath each book you can see whether it is an ebook or an audio book, and whether it is currently available to borrow.
6. Click on the **Borrow** link if you would like to read or listen to the book.
7. You have the option to select how long you would like to have the book. If you are okay with that length, click **Borrow**.

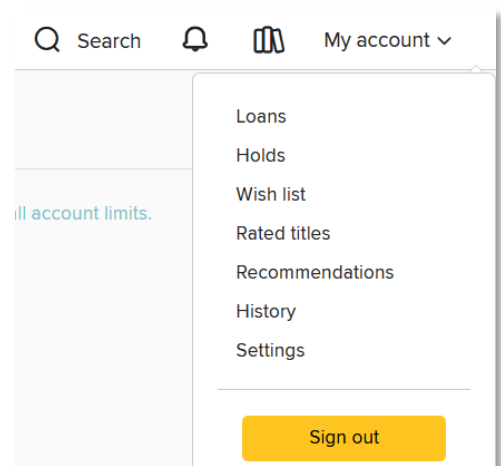
The screenshot shows a dialog box for borrowing a book. On the left is the book cover for "The Hound of Justice" by Claire O'Dell. To the right, the book title "The Hound of Justice" and series "The Janet Watson Chronicles" are displayed. Below that, it says "EBOOK". A "Borrow for" dropdown menu is set to "14 days", with other options "7 days", "14 days" (highlighted), and "21 days". At the bottom, there are two buttons: a yellow "BORROW" button and a white "CANCEL" button.

- Depending up what type of material you have borrowed, you will have the option to read in kindle, download, read in browser, etc. To read on your kindle, click on the kindle link, and then once Amazon opens, click on the link to send the book to your device or read it on the kindle app on your computer.

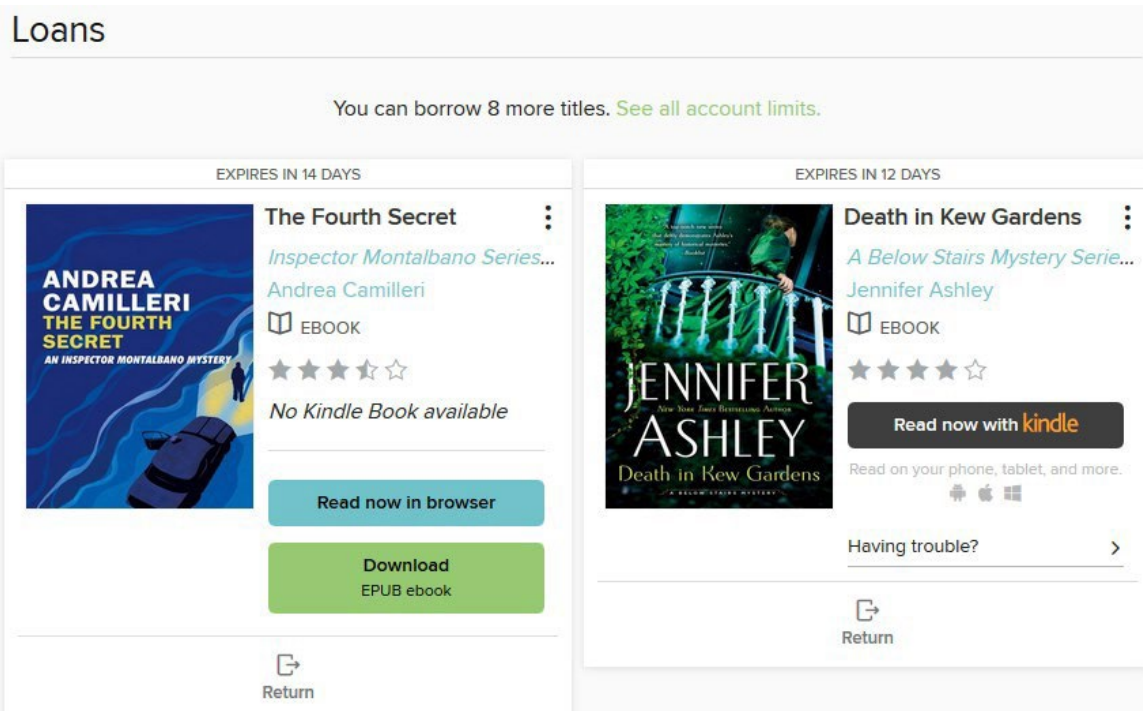


## Finding Your Loans

- You can view the books you have borrowed by clicking on the link for **My account**.
- From the drop down menu, select **Loans**.



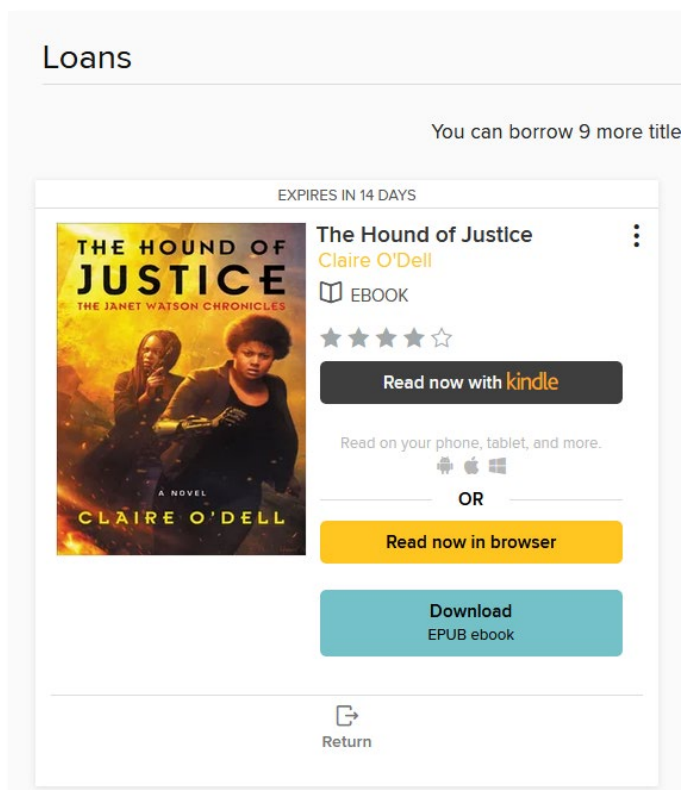
- A list of the books you have checked out is displayed.



## Returning Books

Although books are automatically returned when your loan time is over, with so many people using the system, it is kind to return books when you are finished with them.

1. Go to your loans (See above).
2. Beneath the book you finished, click .



3. Click **Return Title**.

